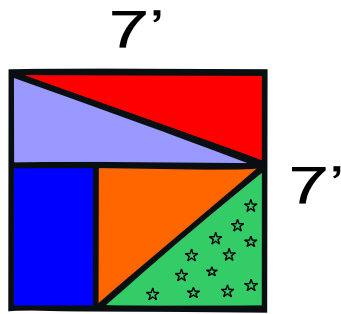


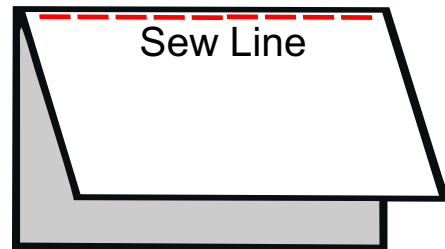
1.



Create 2-7'x7' Squares
from recycled materials.
(Use a flat sheet as 1-7' square)

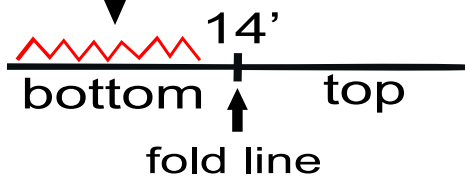
2.

Join the 2-7'
squares to create cover



3.

Fill with thin layer
of blankets

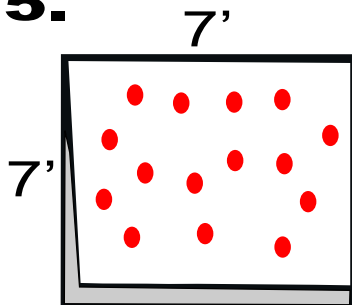


4.



Fold top
over fill to
create sandwich

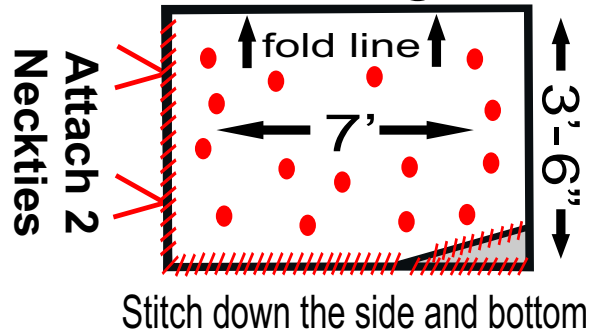
5.



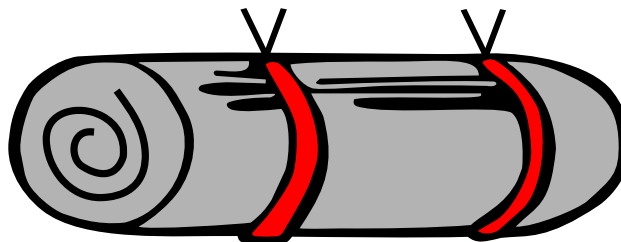
Make
knots
through
all layers
to secure
fill

6.

Fold quilt
in half again



7.



Roll up & secure
with neckties

These Sleeping Bags are to be given
to our Homeless Neighbors for **Free**
Can you Help?